

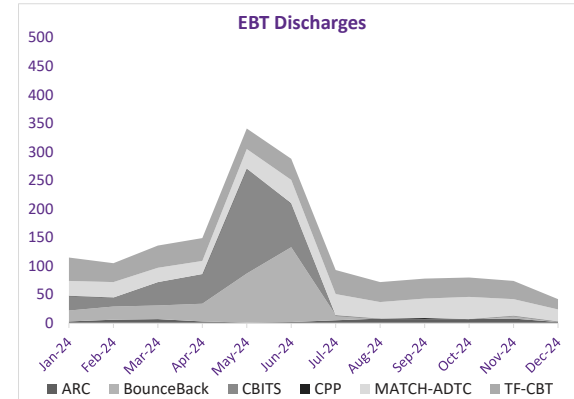
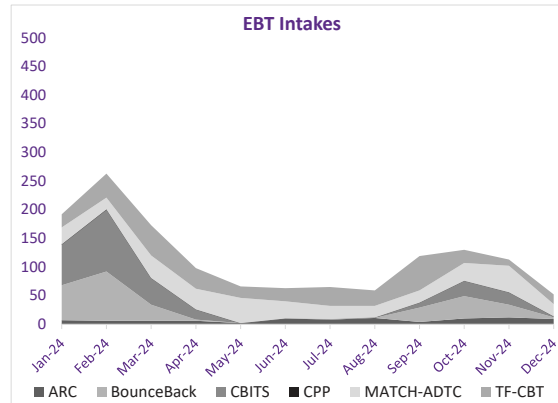
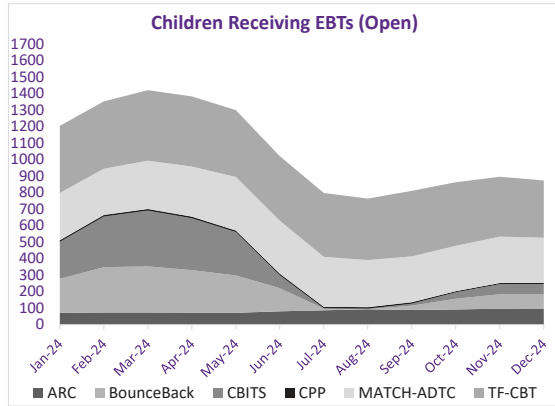
Bridge to Better.™

### EBT Performance Dashboard: State of Connecticut December 2024

The Coordinating Center is located at Child Health and Development Institute. This report summarizes the monthly performance data for implementation and sustainment of Evidence-Based Treatment models (EBTs) including: Attachment, Self-Regulation, and Competency (ARC), BounceBack, Cognitive Behavioral Intervention for Trauma in Schools (CBITS), Child Parent Psychotherapy (CPP), Modular Approach to Therapy for Children with Anxiety, Depression, Trauma, or Conduct Problems (MATCH-ADTC), Trauma Focused Cognitive Behavioral Therapy (TF-CBT).

The longstanding impacts of COVID-19 on mental health needs and services may affect the data in this report. The numbers and trends in this report should be viewed in that context.

For more information contact Katie Newkirk at [knewkirk@chdi.org](mailto:knewkirk@chdi.org).



		Jan-24	Feb-24	Mar-24	Apr-24	May-24	Jun-24	Jul-24	Aug-24	Sep-24	Oct-24	Nov-24	Dec-24	FY25 Total	Year' Total	
Open	ARC	71	74	74	73	72	81	87	93	89	92	97	98	133	155	
	BounceBack	207	274	279	257	226	140	10	1	26	65	87	85	99	413	
	CBITS	223	306	337	314	262	78	2	3	12	39	61	63	63	458	
	CPP	10	10	10	10	10	10	9	9	9	9	7	7	7	9	10
	MATCH-ADTC	286	280	292	303	324	320	302	285	277	274	281	273	441	617	
	TF-CBT	406	407	427	424	404	391	387	372	397	385	362	347	525	751	
<b>Open Total</b>		<b>1203</b>	<b>1351</b>	<b>1419</b>	<b>1381</b>	<b>1298</b>	<b>1020</b>	<b>797</b>	<b>763</b>	<b>810</b>	<b>862</b>	<b>895</b>	<b>873</b>	<b>1270</b>	<b>2404</b>	
Intakes	ARC	7	6	6	6	2	10	8	11	4	10	12	9	54	91	
	BounceBack	61	86	28	2	0	0	1	0	25	39	22	3	90	267	
	CBITS	72	109	47	18	0	0	0	1	9	27	22	2	61	307	
	CPP	0	0	0	0	0	0	0	0	0	0	0	0	0	0	
	MATCH-ADTC	29	20	39	36	44	30	23	20	21	31	46	21	162	360	
	TF-CBT	23	42	53	36	20	23	33	27	60	23	11	17	171	368	
<b>Intakes Total</b>		<b>192</b>	<b>263</b>	<b>173</b>	<b>98</b>	<b>66</b>	<b>63</b>	<b>65</b>	<b>59</b>	<b>119</b>	<b>130</b>	<b>113</b>	<b>52</b>	<b>538</b>	<b>1393</b>	
Discharges	ARC	3	6	7	3	1	2	5	8	7	7	8	2	37	59	
	BounceBack	19	23	24	31	86	131	9	0	0	0	5	1	15	329	
	CBITS	26	16	41	52	184	76	0	0	0	0	0	0	0	395	
	CPP	0	0	0	0	0	1	0	0	2	0	0	0	2	3	
	MATCH-ADTC	26	27	25	23	34	41	37	29	34	39	29	21	189	365	
	TF-CBT	41	33	39	40	36	37	42	35	35	34	32	18	196	422	
<b>Discharges Total</b>		<b>115</b>	<b>105</b>	<b>136</b>	<b>149</b>	<b>341</b>	<b>288</b>	<b>93</b>	<b>72</b>	<b>78</b>	<b>80</b>	<b>74</b>	<b>42</b>	<b>439</b>	<b>1573</b>	

<sup>1</sup> Total for the 12 months (year) displayed in table.  
Data pulled on 1/21/2025. Data include treatment episodes with at least one visit ever only.



## Intakes December 2024 & FY 2025

Provider	ARC		BounceBack		CBITS		CPP		MATCH-ADTC		TF-CBT		Total EBT	
	Dec-24	FY25	Dec-24	FY25	Dec-24	FY25	Dec-24	FY25	Dec-24	FY25	Dec-24	FY25	Dec-24	FY25
Patrick M. Keenan, NCC, LPC	0	0	0	0	0	0	0	0	0	0	0	3	0	3
Pomperaug Regional School District 15	0	0	0	3	0	0	0	0	0	0	0	0	0	3
Redeem Wellness Center, LLC	0	0	0	0	0	0	0	0	0	0	0	0	0	0
Region 1 Schools	0	0	0	0	0	0	0	0	0	0	0	0	0	0
Seymour Public Schools	0	0	0	0	0	0	0	0	0	0	0	0	0	0
Southwest Community Health Center	0	0	0	19	0	0	0	0	0	0	0	0	0	19
Sprague Public Schools	0	0	0	4	0	0	0	0	0	0	0	0	0	4
Stamford Public Schools	0	0	0	0	0	0	0	0	0	0	0	0	0	0
Stonington Public Schools	0	0	0	0	0	0	0	0	0	0	0	0	0	0
The Center for Family Justice, Inc.	0	0	0	0	0	0	0	0	0	0	0	3	0	3
The Charlotte Hungerford Hospital	0	0	0	0	0	0	0	0	5	8	2	28	7	36
The Child and Family Guidance Center, Inc.	0	0	0	0	0	0	0	0	0	4	0	4	0	8
The Connecticut Junior Republic Association, Inc.	0	0	0	0	0	4	0	0	1	4	1	8	2	16
The Gilbert School	0	0	0	0	0	0	0	0	0	0	0	0	0	0
The Latin Enrichment Organization	0	0	0	0	0	0	0	0	0	0	0	0	0	0
The Village for Families & Children, Inc.	0	0	0	5	0	0	0	0	0	6	1	7	1	18
Town of Stratford - Stratford Community Services	0	0	0	0	0	0	0	0	0	0	0	0	0	0
United Community and Family Services, Inc.	6	32	0	0	0	0	0	0	1	11	0	8	7	51
United Services, Inc.	0	0	0	0	0	0	0	0	0	1	0	0	0	1
Waterbury Youth Services, Inc.	0	0	0	0	0	0	0	0	0	0	0	0	0	0
Waterford Country School, Inc.	0	0	0	0	0	0	0	0	0	0	0	1	0	1
Wellmore, Inc.	1	1	0	0	0	0	0	0	0	0	0	3	1	4
Wheeler Clinic, Inc.	0	0	0	3	0	0	0	0	0	4	0	2	0	9
Winchester Public Schools	0	0	0	0	0	0	0	0	0	0	0	0	0	0
Windham Public Schools	0	0	0	0	0	12	0	0	0	0	0	0	0	12
Yale Child Study Center	0	0	0	0	0	0	0	0	0	0	0	0	0	0
<b>Total</b>	<b>9</b>	<b>54</b>	<b>3</b>	<b>90</b>	<b>2</b>	<b>61</b>	<b>0</b>	<b>0</b>	<b>21</b>	<b>162</b>	<b>17</b>	<b>171</b>	<b>52</b>	<b>538</b>



## Open EBT Episodes December 2024 & FY 2025

Provider	ARC		BounceBack		CBITS		CPP		MATCH-ADTC		TF-CBT		Total EBT	
	Dec-24	FY25	Dec-24	FY25	Dec-24	FY25	Dec-24	FY25	Dec-24	FY25	Dec-24	FY25	Dec-24	FY25
Optimus Health Care	0	0	0	0	0	0	0	0	0	0	0	0	0	0
Oxford Public Schools	0	0	0	0	0	0	0	0	0	0	0	0	0	0
Patrick M. Keenan, NCC, LPC	0	0	0	0	0	0	0	0	0	0	4	5	4	5
Pomperaug Regional School District 15	0	0	3	3	0	0	0	0	0	0	0	0	3	3
Redeem Wellness Center, LLC	0	0	0	0	0	0	0	0	0	0	1	1	1	1
Region 1 Schools	0	0	0	0	0	0	0	0	0	0	0	0	0	0
Seymour Public Schools	0	0	0	0	0	0	0	0	0	0	0	0	0	0
Southwest Community Health Center	0	0	19	19	0	0	0	0	0	0	0	0	19	19
Sprague Public Schools	0	0	4	4	0	0	0	0	0	0	0	0	4	4
Stamford Public Schools	0	0	0	0	0	0	0	0	0	0	0	0	0	0
Stonington Public Schools	0	0	0	0	0	0	0	0	0	0	0	0	0	0
The Center for Family Justice, Inc.	0	0	0	0	0	0	0	0	0	0	5	5	5	5
The Charlotte Hungerford Hospital	0	0	0	0	0	0	0	0	17	24	40	65	57	89
The Child and Family Guidance Center, Inc.	0	0	0	0	0	0	1	3	9	14	2	11	12	28
The Connecticut Junior Republic Association, Inc.	0	0	0	0	4	4	3	3	6	7	11	15	24	29
The Gilbert School	0	0	0	0	0	0	0	0	0	0	0	0	0	0
The Latin Enrichment Organization	0	0	0	0	0	0	0	0	0	0	0	0	0	0
The Village for Families & Children, Inc.	4	5	5	10	0	0	0	0	16	19	16	27	41	61
Town of Stratford - Stratford Community Services	0	0	0	0	0	0	0	0	0	0	1	3	1	3
United Community and Family Services, Inc.	39	57	0	0	0	0	0	0	20	36	11	15	70	108
United Services, Inc.	0	0	0	0	0	0	0	0	1	2	4	5	5	7
Waterbury Youth Services, Inc.	0	0	0	0	0	0	0	0	0	0	0	4	0	4
Waterford Country School, Inc.	0	0	0	0	0	0	0	0	0	0	9	9	9	9
Wellmore, Inc.	1	1	0	0	0	0	0	0	4	6	7	9	12	16
Wheeler Clinic, Inc.	0	0	3	3	0	0	0	0	8	9	6	7	17	19
Winchester Public Schools	0	0	0	0	0	0	0	0	0	0	0	0	0	0
Windham Public Schools	0	0	0	0	12	12	0	0	0	0	0	0	12	12
Yale Child Study Center	0	0	0	0	0	0	0	0	0	0	0	0	0	0
<b>Total</b>	<b>98</b>	<b>133</b>	<b>85</b>	<b>99</b>	<b>63</b>	<b>63</b>	<b>7</b>	<b>9</b>	<b>273</b>	<b>441</b>	<b>347</b>	<b>525</b>	<b>873</b>	<b>1270</b>



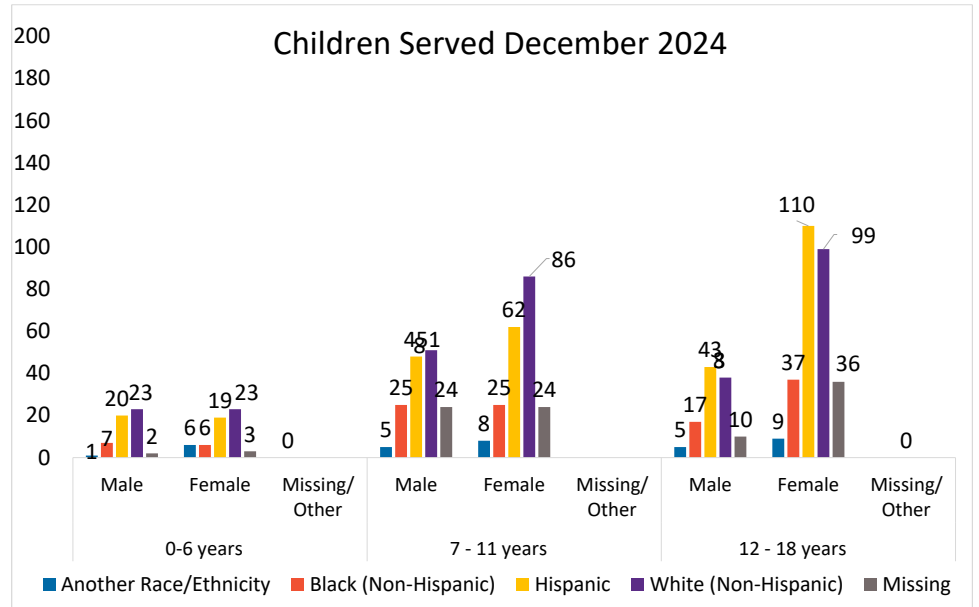
## Discharges December 2024 & FY 2025

Provider	ARC		BounceBack		CBITS		CPP		MATCH-ADTC		TF-CBT		Total EBT	
	Dec-24	FY25	Dec-24	FY25	Dec-24	FY25	Dec-24	FY25	Dec-24	FY25	Dec-24	FY25	Dec-24	FY25
Optimus Health Care	0	0	0	0	0	0	0	0	0	0	0	0	0	0
Oxford Public Schools	0	0	0	0	0	0	0	0	0	0	0	0	0	0
Patrick M. Keenan, NCC, LPC	0	0	0	0	0	0	0	0	0	0	0	1	0	1
Pomperaug Regional School District 15	0	0	0	0	0	0	0	0	0	0	0	0	0	0
Redeem Wellness Center, LLC	0	0	0	0	0	0	0	0	0	0	0	0	0	0
Region 1 Schools	0	0	0	0	0	0	0	0	0	0	0	0	0	0
Seymour Public Schools	0	0	0	0	0	0	0	0	0	0	0	0	0	0
Southwest Community Health Center	0	0	0	0	0	0	0	0	0	0	0	0	0	0
Sprague Public Schools	0	0	0	0	0	0	0	0	0	0	0	0	0	0
Stamford Public Schools	0	0	0	0	0	0	0	0	0	0	0	0	0	0
Stonington Public Schools	0	0	0	0	0	0	0	0	0	0	0	0	0	0
The Center for Family Justice, Inc.	0	0	0	0	0	0	0	0	0	0	0	0	0	0
The Charlotte Hungerford Hospital	0	0	0	0	0	0	0	0	1	8	4	29	5	37
The Child and Family Guidance Center, Inc.	0	0	0	0	0	0	0	2	0	5	0	9	0	16
The Connecticut Junior Republic Association, Inc.	0	0	0	0	0	0	0	0	0	1	0	4	0	5
The Gilbert School	0	0	0	0	0	0	0	0	0	0	0	0	0	0
The Latin Enrichment Organization	0	0	0	0	0	0	0	0	0	0	0	0	0	0
The Village for Families & Children, Inc.	0	1	0	5	0	0	0	0	1	4	1	12	2	22
Town of Stratford - Stratford Community Services	0	0	0	0	0	0	0	0	0	0	0	2	0	2
United Community and Family Services, Inc.	0	18	0	0	0	0	0	0	0	16	1	5	1	39
United Services, Inc.	0	0	0	0	0	0	0	0	0	1	0	1	0	2
Waterbury Youth Services, Inc.	0	0	0	0	0	0	0	0	0	0	0	4	0	4
Waterford Country School, Inc.	0	0	0	0	0	0	0	0	0	0	1	1	1	1
Wellmore, Inc.	0	0	0	0	0	0	0	0	0	2	0	2	0	4
Wheeler Clinic, Inc.	0	0	0	0	0	0	0	0	0	1	0	1	0	2
Winchester Public Schools	0	0	0	0	0	0	0	0	0	0	0	0	0	0
Windham Public Schools	0	0	0	0	0	0	0	0	0	0	0	0	0	0
Yale Child Study Center	0	0	0	0	0	0	0	0	0	0	0	0	0	0
<b>Total</b>	<b>2</b>	<b>37</b>	<b>0</b>	<b>15</b>	<b>0</b>	<b>0</b>	<b>0</b>	<b>2</b>	<b>21</b>	<b>189</b>	<b>18</b>	<b>196</b>	<b>42</b>	<b>439</b>

Sex for Children Served December 2024				
	Total Open	Male	Female	Other/Missing
ARC	98	50%	50%	0%
BounceBack	85	38%	62%	0%
CBITS	63	44%	56%	0%
CPP	7	43%	57%	0%
MATCH-ADTC	273	36%	64%	0%
TF-CBT	347	31%	69%	0%
All EBTs	873	37%	63%	0%

Ages for Children Served December 2024				
	Total Open	0 - 6 years	7 - 11 years	12 - 18 years
ARC	98	44%	46%	10%
BounceBack	85	16%	78%	6%
CBITS	63	0%	32%	67%
CPP	7	100%	0%	0%
MATCH-ADTC	273	10%	42%	48%
TF-CBT	347	5%	32%	63%
All EBTs	873	13%	41%	46%

Race/Ethnicity for Children Served December 2024						
	Total Open	Another race (non-Hispanic)	Black (non-Hispanic)	Hispanic	White-Non-Hispanic	Missing
ARC	98	5%	21%	22%	51%	0%
BounceBack	85	7%	16%	36%	40%	0%
CBITS	63	3%	25%	52%	19%	0%
CPP	7	0%	0%	71%	29%	0%
MATCH-ADTC	273	4%	8%	38%	34%	15%
TF-CBT	347	3%	12%	31%	37%	17%
All EBTs	873	4%	13%	35%	37%	11%



Intake Status for Children Served December 2024					
	Total Open	Child Welfare <sup>1</sup>	IEP <sup>2</sup>	ER Eval <sup>3</sup>	Alcohol/Drugs <sup>4</sup>
ARC	98	19%	40%	7%	1%
BounceBack	85	6%	18%	0%	0%
CBITS	63	5%	27%	2%	6%
CPP	7	43%	14%	0%	0%
MATCH-ADTC	273	9%	27%	2%	1%
TF-CBT	347	20%	27%	3%	4%
All EBTs	873	14%	27%	3%	2%

<sup>1</sup> DCF involvement at EBT intake. Includes in-home and out-of-home services.

<sup>2</sup> Individual Education Plan (special education) during the 3 months prior to EBT treatment.

<sup>3</sup> Evaluated in the ER/ED for psychiatric issues during the 3 months prior to EBT treatment.

<sup>4</sup> Alcohol and/or drug problems during the 3 months prior to EBT treatment.